



TV Tuner Box

TVTNCN



INSTRUCTION MANUAL

SPECIFICATIONS

RECEIVING CHANNEL	AIR	IRC	HRC	STD
VHF Low :	CH.2-6	CH.1-6/ 14/15/ 96-99	CH.1-6/ 14/15/ 95-99	CH.1-6/ 14/15/ 95-99
VHF High :	CH.7-13	CH.7-13/ 16-47	CH.7-13/ 16-47	CH.7-13/ 16-47
UHF :	CH.14-69	CH.48-94/ 100-125	CH.48-94/ 100-125	CH.48-94/ 100-125
VIF :	45.75MHz	45.75MHz	45.75MHz	45.75MHz
SIF :	41.25MHz	41.25MHz	41.25MHz	41.25MHz
FH :	15.75KHz	15.75KHz	15.75KHz	15.75KHz
fV :	60Hz	60Hz	60Hz	60Hz
fC :	3.58MHz	3.58MHz	3.58MHz	3.58MHz
fsc-fv :	4.5MHz	4.5MHz	4.5MHz	4.5MHz

VIDEO SYSTEM NTSC (M)

RECEIVING CHANNEL : AIR
CATV : 1. IRC 2. HRC 3. STD

IF REJECTION : VHF/UHF

VIDEO OUTPUT LEVEL : RL=NO LOAD 2Vp-p ± 0.2Vp-p
RL=75ohm 1Vp-p ± 0.2Vp-p

AUDIO OUTPUT LEVEL : RL=600ohm 450 ± 30V-rms

RANGE OF OPERATING VOLTAGE DC 10V ~ 14V
(ripple 0.5 Vp-p max.)

POWER CONSUMPTION 1.68W Max.

OPERATING TEMPERATURE 0°C ~ 60°C

STORAGE TEMPERATURE -20°C ~ 80°C

OPERATING HUMIDITY 85% RH max.

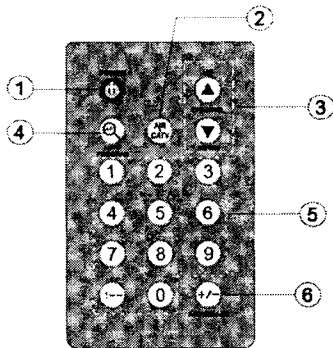
STORAGE HUMIDITY 85% RH max.

OVERALL DIMENSIONS 105mm(L) x 100mm(W) x 31mm(D)

WEIGHT 155.20 g

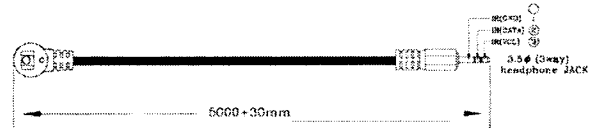
ATTACHMENT

Remote Controller

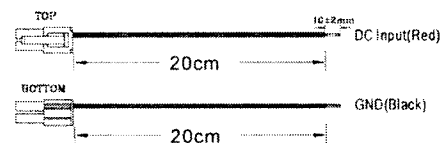


1. POWER SWITCH
2. AIR/CATV SWITCH
3. UP/DOWN BUTTON
4. AUTO SCAN
5. NUMBER BUTTON
6. CHANNEL ADD/ERASE

IR Sensor Cable P/N : 55-5000-1101 Length : 500 cm



Power Input Cable P/N : 55-0200-1504 Length : 20 cm



IR REMOTE CONTROL

- Press to switch power on/off
- Press to select AIR/CATV
- Press of CHANNEL directly to select channels
- Press to scan channels automatically
- Press number button to select channel directly
- Press to add or erase channel

CAUTION

1. Don't expose to direct sunlight.
(refer to specification)
2. Don't expose temperature extremes.
(refer to specification)
3. Avoid dropping and strong impact.
4. Avoid wet and dust.
5. Never attempt to take apart and maintain by yourself.