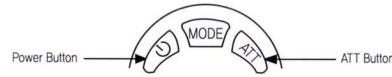


Operating Instructions

Learning step (Memorize step)

Learning step (Memorize step) is as under.

1) Please press Power button and ATT button together on the learning remote controller at the same time. (about 5 seconds)

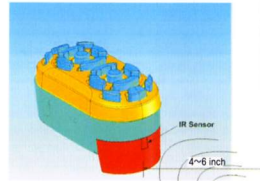


2) illuminated blue buttons will flicker.

3) Please press any button on the learning remote controller which you want to memorize function.

4) illuminated blue buttons will stop flicker.

5) Please get the remote remote controller (which you want to memorize) to the front lens of this learning remote controller closely like picture.



6) Please press any button on the remote controller which you want to memorize

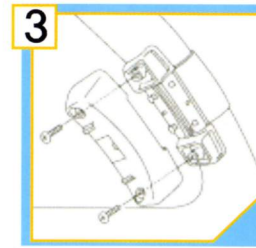
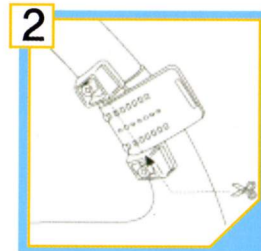
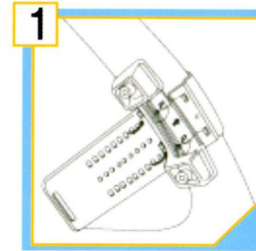
7) illuminated blue buttons will flicker.

8) You can repeat from 3) to 7) to memorize the rest of the buttons

9) illuminated blue buttons will stop flicker in about 7 seconds (Memory is completed).

Audio,DVD,T/,Navigation...remote controller

Installation



Accele Electronics Inc. USA Pat. Pend